










# YEAR 2

## Activity Pack



# My Reward Chart



**GOOD JOB**

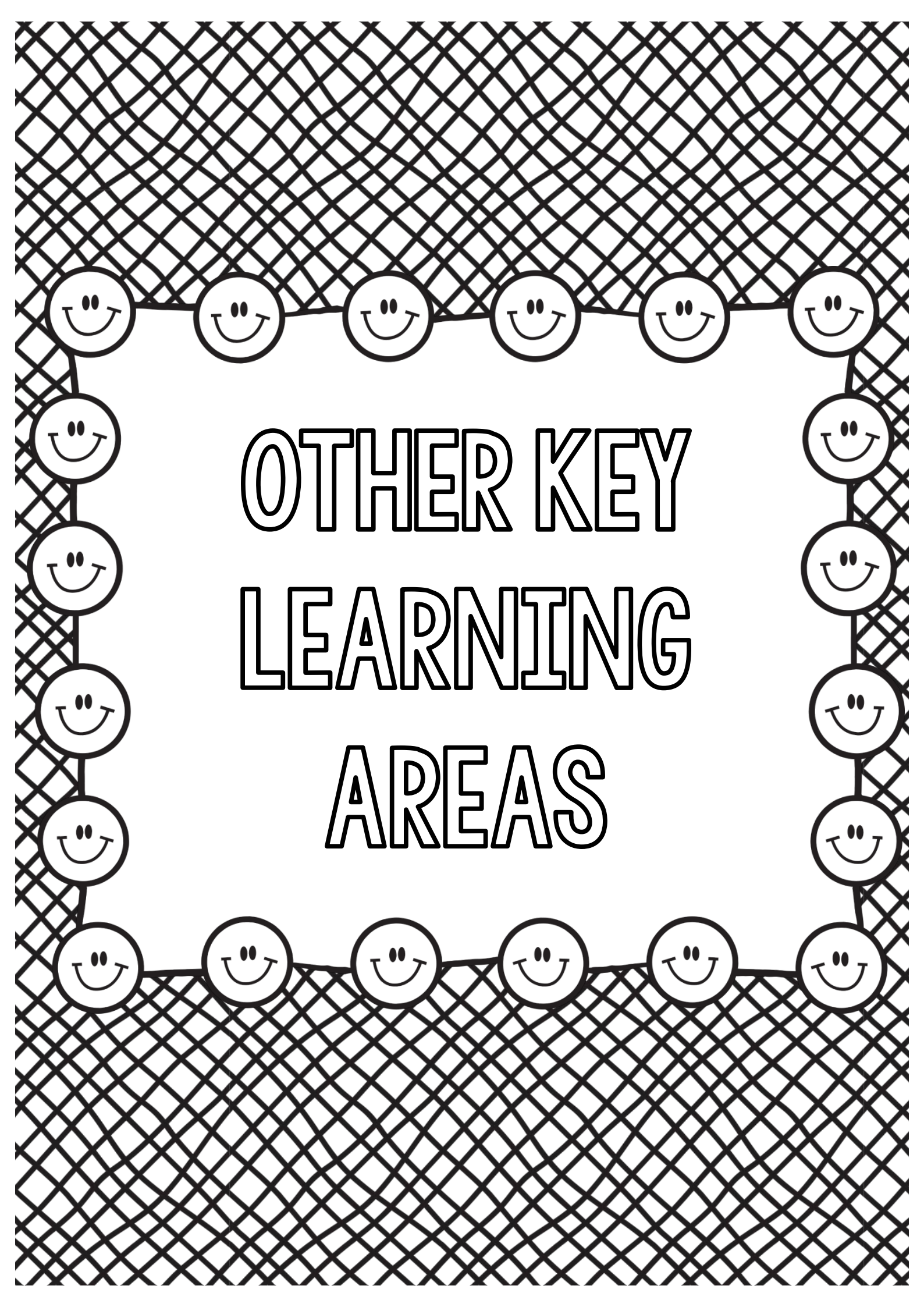
Monday	Tuesday	Wednesday	Thursday	Friday	Saturday	Sunday

These incentive bookmarks are a great way to motivate your students and encourage responsible behaviour choices. Print, cut and laminate. Punch a hole in the top and add a string to complete the bookmark.

The image displays five incentive bookmark templates arranged horizontally. Each template features a cartoon animal character, a central rectangular box for a name, and a grid of colored circles for tracking progress. A hole is punched at the top of each bookmark for a string.

- Top Template (Red background):** Features a brown bear character. The grid contains 16 red circles.
- Second Template (Grey background):** Features a white bear character. The grid contains 16 light blue circles.
- Third Template (Pink background):** Features a pink pig character. The grid contains 16 brown circles.
- Fourth Template (White background):** Features a zebra character. The grid contains 16 yellow circles.
- Bottom Template (Red background):** Features a ladybug character. The grid contains 16 white circles.

Each grid is arranged in 4 rows and 4 columns. The 'Teach THIS' logo is visible in the bottom right corner of each bookmark.



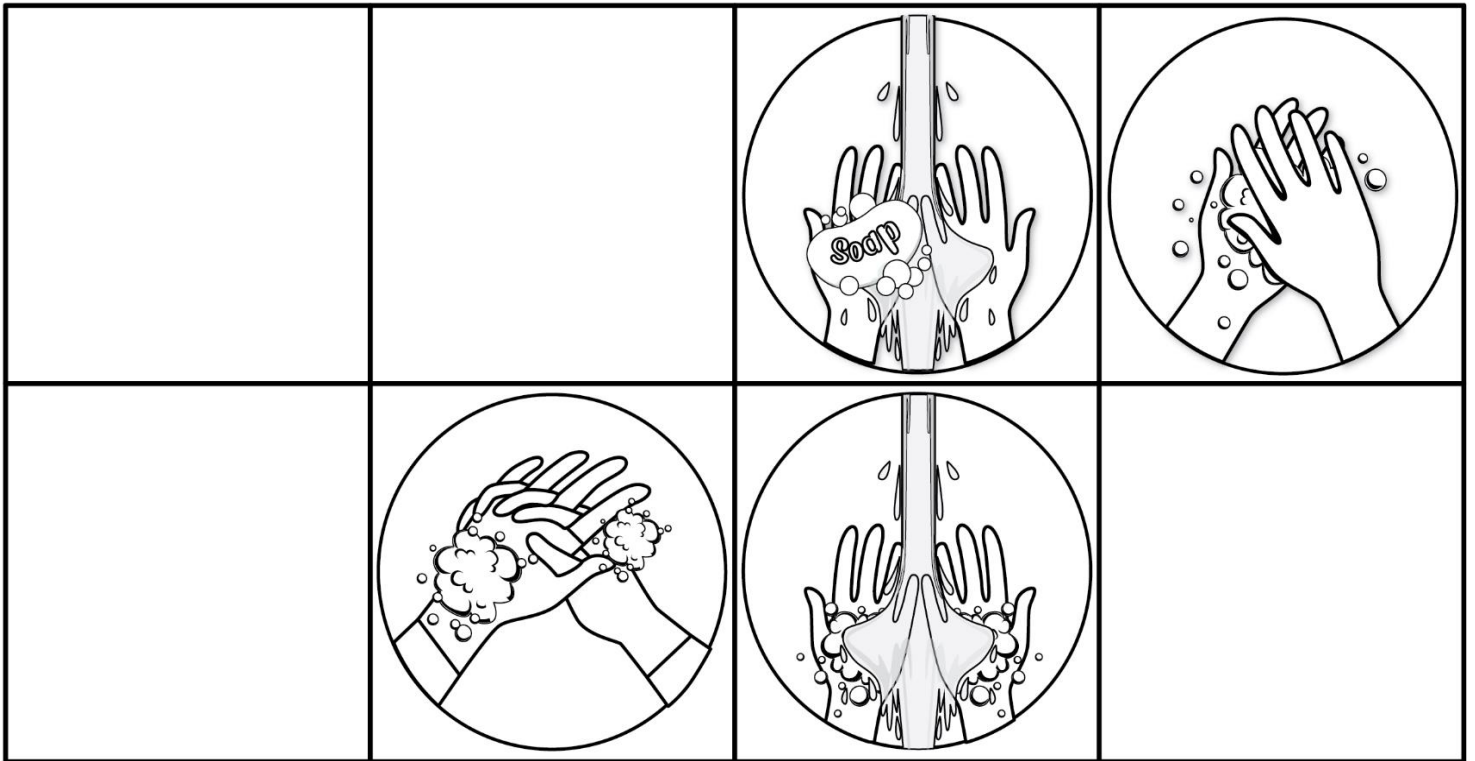
OTHER KEY  
LEARNING  
AREAS



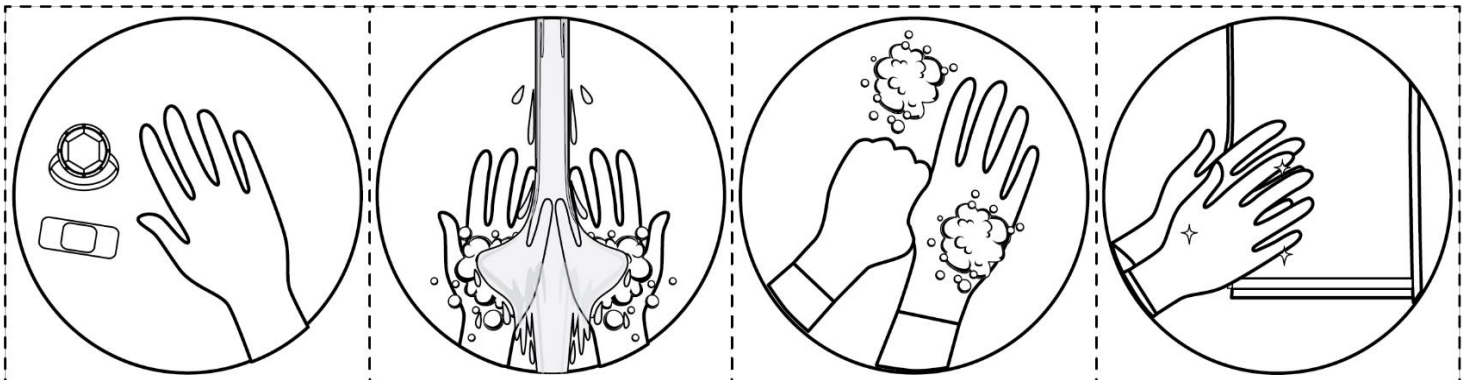
# Hand Washing Procedure

Name: \_\_\_\_\_

Colour, cut and glue the image in the box.



Teach **THIS**

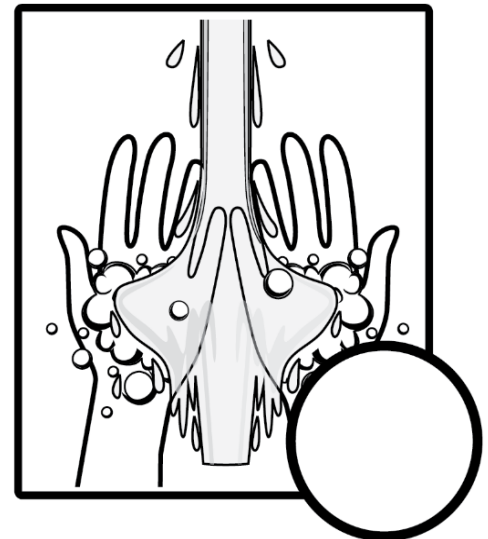



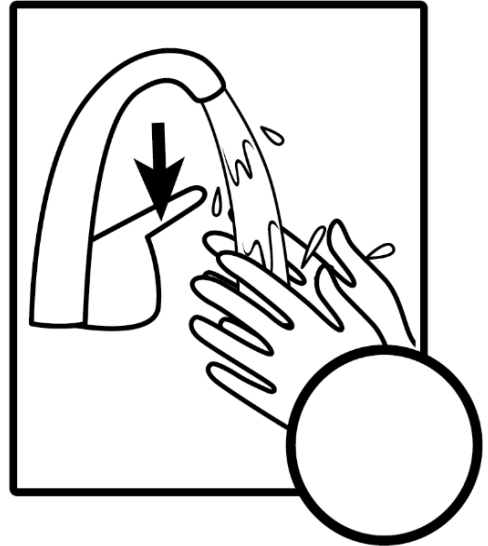



# How to wash your Hands

Number each picture in the correct order.

Name: \_\_\_\_\_

Teach **THIS**

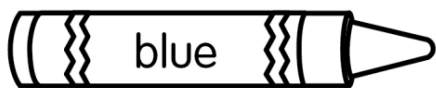


# Safe and Unsafe Items to Share


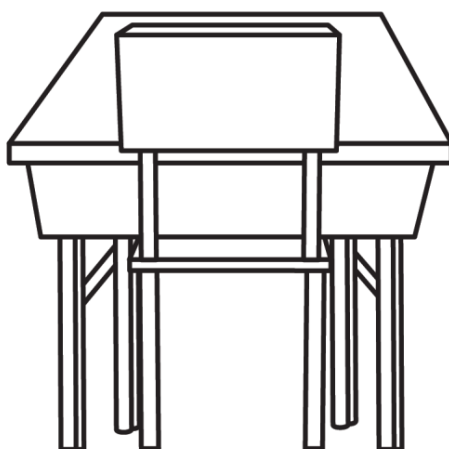




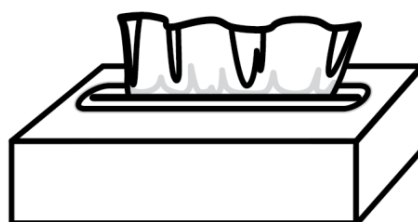

Name: \_\_\_\_\_

Teach **THIS**

safe items to share



unsafe items to share



# Good and Bad Hygiene Habits

Cut and glue the images in the correct section.

Name: \_\_\_\_\_

Teach **THIS**



## Good



## Bad



Leaving the bathroom without washing your hands

Washing hands throughout the day



Covering your mouth when you cough or sneeze



Brushing your teeth each morning and night



Picking your nose

Spitting or spraying your saliva onto others






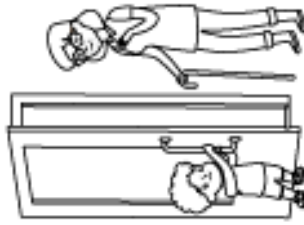
# NAUGHTY OR NICE SORTING CARDS

Teach MEAS









# Close Contact vs. Social Distance Greetings


Sort each picture in the correct section. Name: \_\_\_\_\_

Teach THIS

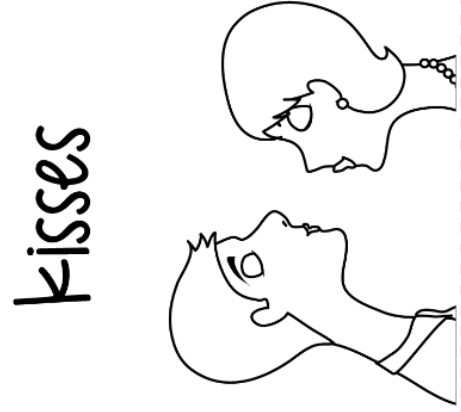
## Close Contact Greetings

## Social Distance Greetings






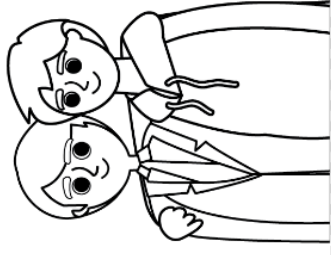
foot  
tap




kisses




waving



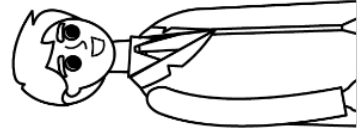
hugs



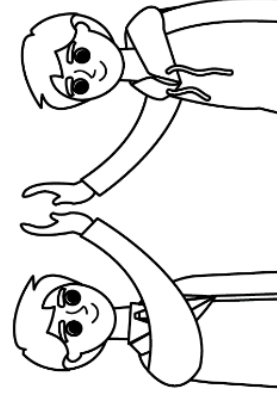
elbow  
tap



hand shakes




talk



high fives

Name: \_\_\_\_\_





# Alphabet Detective

**What can you spot in your location??** Find something that begins with each letter, and write or draw it in the box.

		Aa	Bb
Cc	Dd	Ee	Ff
Gg	Hh	Ii	Jj
Kk	Ll	Mm	Nn
Oo	Pp	Qq	Rr
Ss	Tt	Uu	Vv
Ww	Xx	Yy	Zz

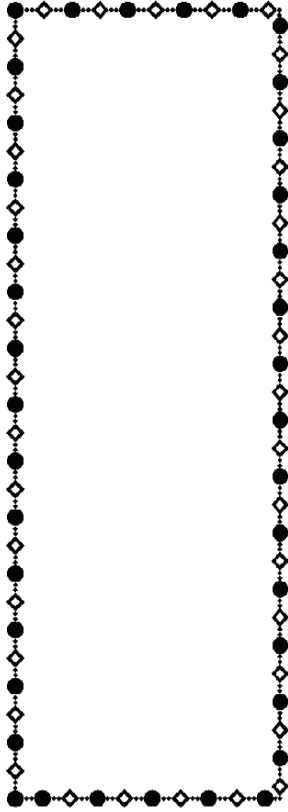
# A Book About Me

## A Book About Me




Teach TEKS

I am \_\_\_\_\_ years old.

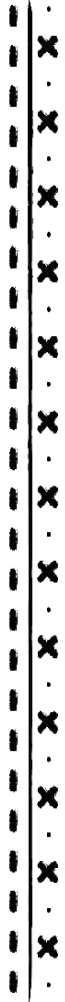


There are \_\_\_\_\_ people in my family.

- red
- yellow
- pink
- green
- purple
- orange
- blue

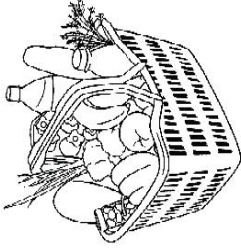


My favourite colour is \_\_\_\_\_.



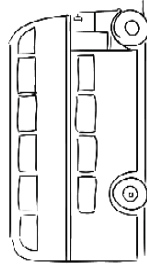
Teach TEKS

My favourite sport is \_\_\_\_\_.

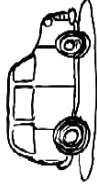


Teach TEKS

My favourite food is \_\_\_\_\_.



bus



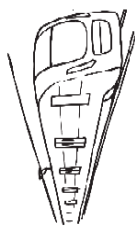
car



bike walking



train



I go to school each day by \_\_\_\_\_.

# Record the Weather

Observe the weather.  
Draw the matching picture.

Week 1

Week 2

Week 3

Week 4

Week 5

	Monday	Tuesday	Wednesday	Thursday	Friday
Week 1					
Week 2					
Week 3					
Week 4					
Week 5					



**sunny**



**rainy**



**cloudy**



**windy**

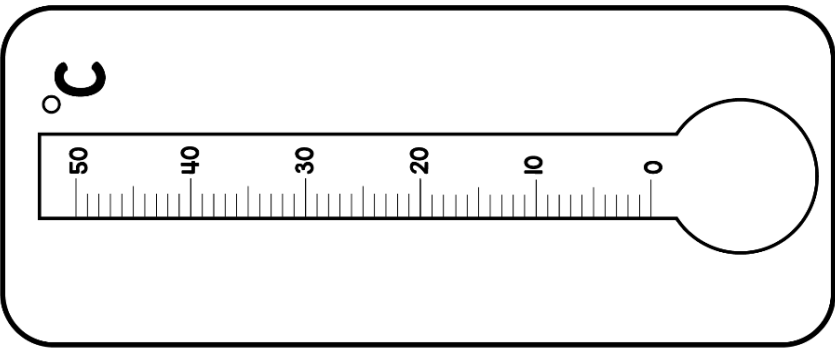


**stormy**

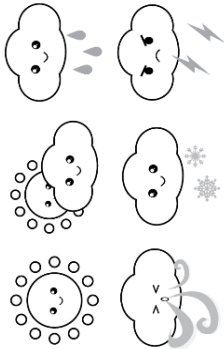


**snowy**

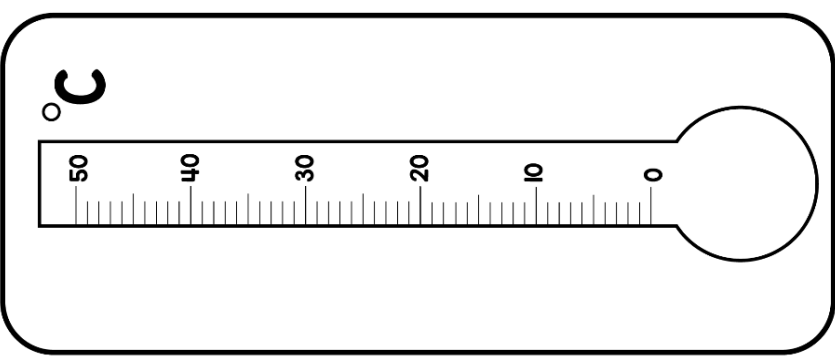
Date: \_\_\_\_\_  
Day: \_\_\_\_\_  
Month: \_\_\_\_\_  
Time: \_\_\_\_\_



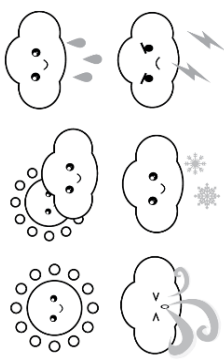
\_\_\_\_\_ °C



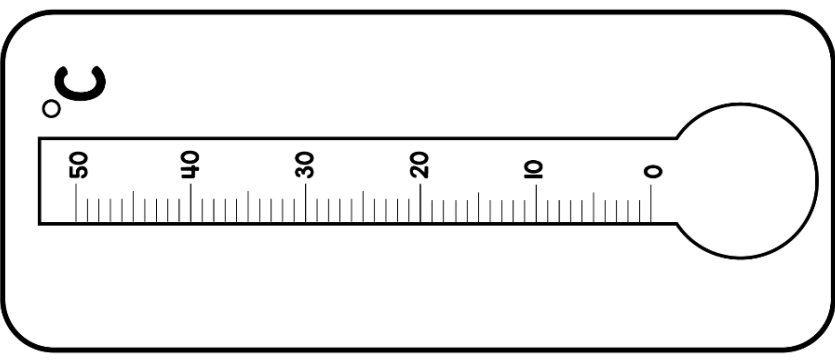
Date: \_\_\_\_\_  
Day: \_\_\_\_\_  
Month: \_\_\_\_\_  
Time: \_\_\_\_\_



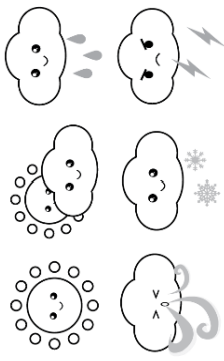
\_\_\_\_\_ °C



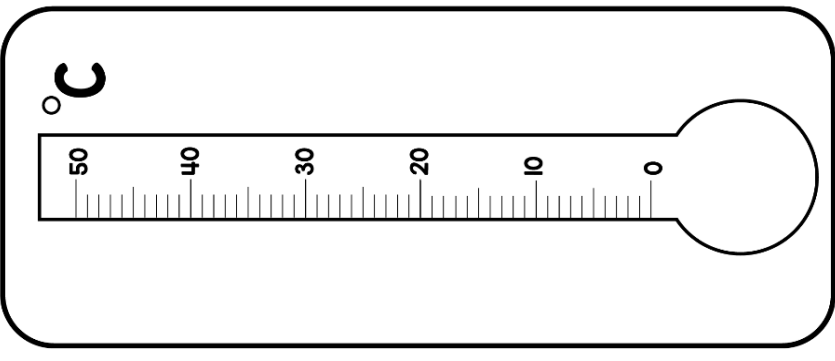
Date: \_\_\_\_\_  
Day: \_\_\_\_\_  
Month: \_\_\_\_\_  
Time: \_\_\_\_\_




\_\_\_\_\_ °C



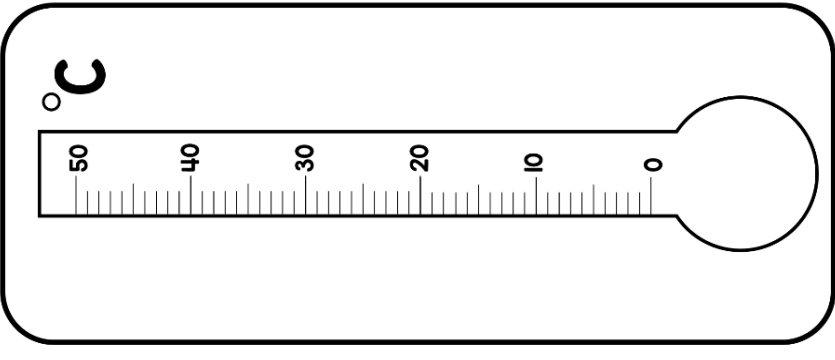
Date: \_\_\_\_\_  
Day: \_\_\_\_\_  
Month: \_\_\_\_\_  
Time: \_\_\_\_\_




\_\_\_\_\_ °C



Date: \_\_\_\_\_  
Day: \_\_\_\_\_  
Month: \_\_\_\_\_  
Time: \_\_\_\_\_



\_\_\_\_\_ °C










# Push and Pull

Cut out each of the pictures below. Decide whether the force displayed is a push or pull force. Glue pictures in the correct column.

## Push

## Pull

Teach **THIS**





# Push and Pull

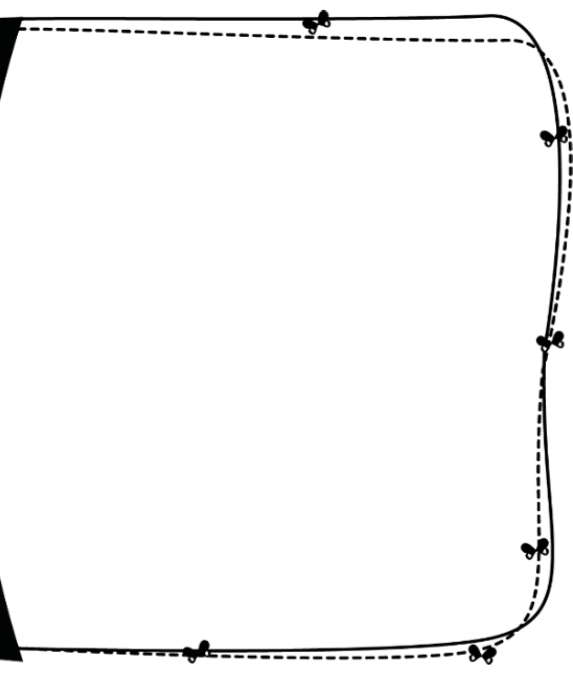
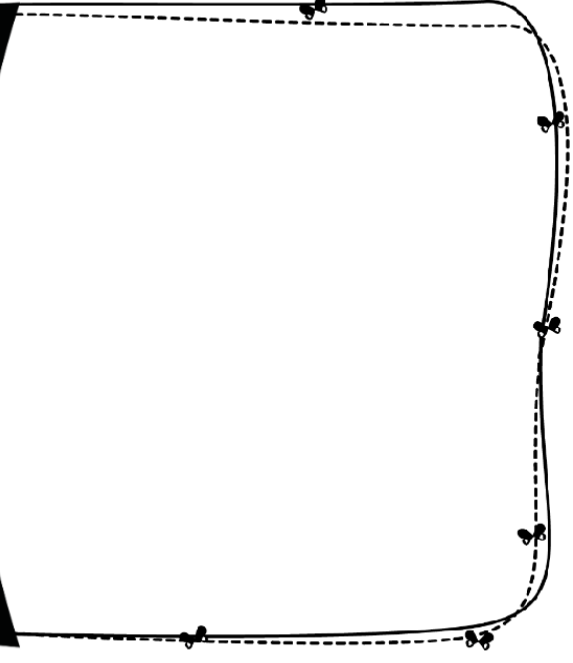
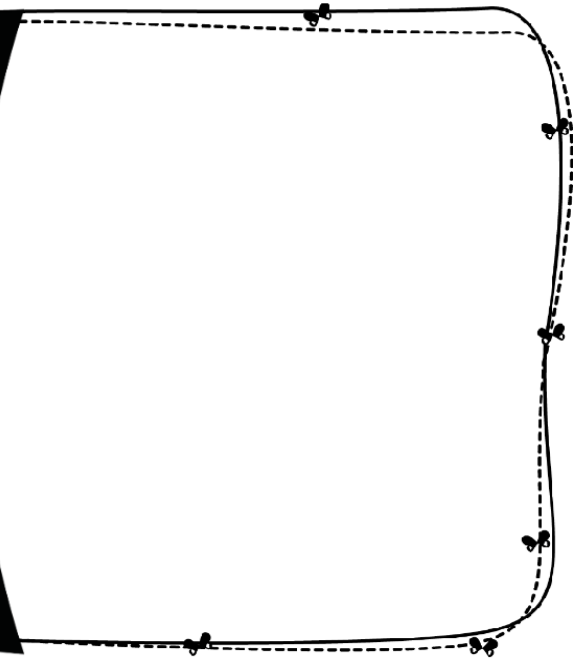
Teach THIS

Glue the pictures in the correct box.

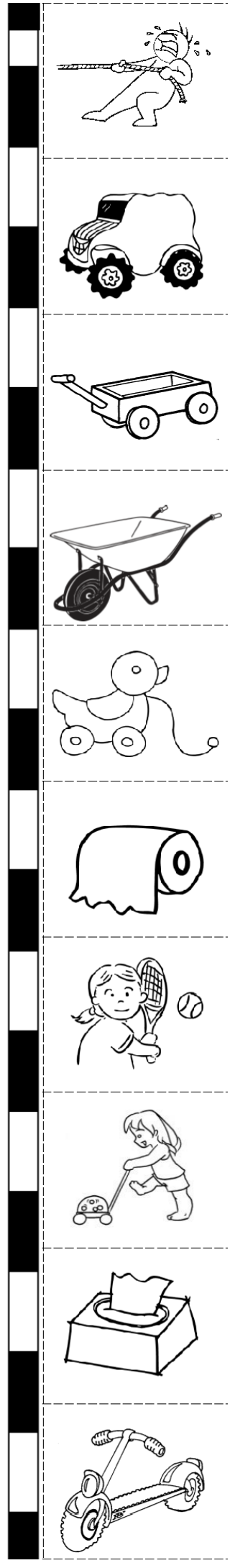
push

pull

push and pull





Write a sentence about push or pull.



# Push and Pull Wordsearch


Name : \_\_\_\_\_ Date : \_\_\_\_\_

G V X  
 H E A V Y K L Y Z  
 C R A W C A L C U L A T E  
 Z I G B A D I F F I C U L T I J J  
 O O V L G F Y F H D K T A B N Z B Z W  
 J T G E Y R W Y O K F K J P D A T A E S R  
 B F E U P A C D R Q R N E W T O N V C V A  
 R A D X M R V U X C R P R E D I C T I O N S I  
 T P U P E K I E Z E A X D R V T U S E B H T I  
 R V U O E Z W T N P L I O P U S H Y Q C J W R I Y  
 G M W N R M Z Y M B R K N V U F H J H N D G O A A  
 N M I O I L O L J C D B S P J P T S L G E H N W H  
 T W G W D M I D O U G H T H L J Z I Q O P O M A G A X  
 I N I Z I E G I V N T G C W D I S C O V E R Y U E G D  
 E R Y V R N H H P J K T G Y A E C C W E I G H T I V C  
 P O J E T T D S H E B P V H D E S I G N W A D A Z  
 F Z A C O R A T R Y M G T Q I W I P Y M A S S E Y  
 W L T T Y S N T S A S O B S E R V A T I O N R G S  
 Z L I D Q S E R C P I O F U X R H Z N G K K M  
 E Z O V U W C M Y I P C A C M O V E M E N T E  
 N N X A E X H T K E R I A P P L E O K G F  
 F E K S R S H A P E N I S A A C Q X L T V  
 F R H P L A Y L B J C A T P G P H K Q  
 A G J F X U D S A F E P L A N E T  
 Y G R N R E A R T H K X U  
 B P U L L Y K O R  
 R N J




- |           |           |             |            |           |
|-----------|-----------|-------------|------------|-----------|
| physics   | apple     | squash      | prediction | planet    |
| physicist | push      | design      | hypothesis | weight    |
| force     | pull      | engineer    | data       | mass      |
| movement  | direction | science     | ruler      | astronaut |
| gravity   | energy    | Play Dough  | toy        | heavy     |
| Isaac     | shape     | experiment  | ramp       | light     |
| Newton    | stretch   | observation | calculate  | earth     |
| moon      | answer    | difficult   | discovery  |           |








# Australian ABC



List and draw  
Australian places.



Aa

Bb 	Cc	Dd	Ee	Ff
Gg	Hh 	Ii	Jj	Kk 
Ll	Mm	Nn	Oo 	Pp 
Qq	Rr	Ss	Tt 	Uu 
Vv	Ww	Xx Xantippe	Yy	Zz

Where is Xantippe? Search the internet to find the answer.

Teach **THIS**

