

1.1 Word sorting: sound /ae/

Ask the students to read each word and write it under the correct spelling of the sound /ae/, saying the sounds as they write them. They then read the whole word to check they have written it correctly.

say	take	rain	break	pain	
cake	play	day	gate	game	aid
came	tray	steak	great	tail	

ay

ea

ai

a - e

1.2 Word tracking: sound /ae/

Ask the students to read each word quietly to themselves. If they can hear the sound /ae/, they circle the word and continue to the next one.

As a follow-up, they can write two or three silly sentences using some of the words with the sound /ae/.

stray bring wait strain dog play

snail came cake blame steak shop

back shade black great song tail

Silly sentences:

1.3 Word analysis: sound /ae/

Tell the students they are going to read some words with the sound /ae/ in them. They say the sounds and read each word and highlight JUST the spelling of /ae/ in each word, saying the sound as they do.

Example: they say the sounds /p/ /ai/ /n/ /t/ and highlight /ai/ in the word 'paint'.

As a follow-up in a later lesson, they go through the list of words again, this time underlining ALL of the spellings of each of the sounds in each word.

Example: p ai n t.

paint

nail

ate

chain

brain

great

rake

sail

paid

lane

may

slave

quake

sprain

away

game

shade

grade

play

tail

pay

stay

stray

steak

1.4 Word reading and writing: sound

/ae/

Ask the students to say the sounds and read each of the words below.


When they have read each word successfully, ask them to cover it by folding the page forwards on the line to hide the word, and then write it, saying the sounds as they do. When they have written the word, ask them to read it back once more to make sure the word they wrote was the one they wanted to write. Then they can unfold the page and check they have written it correctly.

Note that the number of lines represent the number of sounds in the word, and that when a sound is spelt with two letters, the spelling should be written on one line.

	name	— — — — \smile
	tray	— — — —
	train	— — — —
	break	— — — —
	pray	— — — —
	game	— — — — \smile
	steak	— — — —
	Spain	— — — —
	great	— — — —

1.5 Roll and read: sound /ae/

This is a game for two players. Each player has a pencil of a different colour. Each player takes turns to roll the die. When they roll the die, they have to read the word at the bottom of the column with the same number as the die. Once they've read the word, they claim it by crossing it out in their colour. The aim is to complete all the columns. The player who reads the top word in each column wins the column. The player with the greatest number of columns wins the game.

lake	came	made	say	shade	space
pay	May	day	nail	gate	flame
wait	cake	tail	hail	chase	paid
great	plain	snake	brave	break	faith
clay	tray	stray	train	name	steak
1		3	4	5	6

1.6 Four-in-a-Row game: sound /ae/

This is a game for two players. Each player chooses a different-coloured marker. They take it in turns to read a word on the grid and cross out the word they have just read with their coloured marker (but they HAVE TO SAY THE SOUNDS AND READ THE WORD out loud!). The aim of the game is to be the first to form a horizontal, vertical, or diagonal line of four words in one's own colour.

maze	scale	saint	whale	train	pray	sale
jade	bait	strain	hay	frail	dame	craze
lame	steak	hate	grade	day	braid	grain
nail	quaint	mane	play	lake	waist	chase
hail	lane	shake	claim	vain	paint	pay
may	tray	spade	trail	trade	shade	date
break	ray	crave	great	spray	wave	say

1.7a Speed read: sound /ae/

How many words can the student read in 20 seconds? Students in pairs time each other to see how many words they can read correctly in 20 seconds. Ask the students to do the activity several times over several days to challenge them to read faster.

Do the activity again after a few weeks as revision.

say	shade	spray	whale
quake			strain
braid			spade
great			steak
claim			grade
play	pail	came	day

1.7b Speed read: sound /ae/

How many words can the student read in 20 seconds? Students in pairs time each other to see how many words they can read correctly in 20 seconds. Ask the students to do the activity several times over several days to challenge them to read faster.

Do the activity again after a few weeks as revision.

say

shade

spray

whale

strain

spade

steak

grade

day

came

pail

play

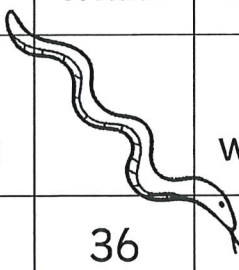
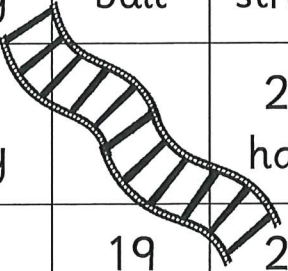

claim

great

braid

quake

1.8 Snakes and ladders: sound /ae/

49 paint	50 hail	51 craze	52 shake	53 claim	54 vain	55 pay	END
48 pray	47 praise	46 scale		44 whale	43 say	42 vale	41 sway
33 dame	34 day	35 bait	36 strain	37 lame	38 frail	39 lane	40 nay
32 braid	31 hay		29 hate	28 grade	27 jade	26 grain	25 drake
17 nail	18 waist	19 quaint	20 great	21 play	22 trail	23	24 mane
16 wave	15 break	14 ray	13 crave	12 ate	11 way		9 spray
1 ★	2 may	3 tray	4 spade	5 lake	6 trade	7 date	8 bail

1.9 Word search: sound /ae/

Students have to find the following words in the word search by tracking through each line from left to right. Words only appear horizontally. Remind them that sometimes we spell a sound with two letters. In this word search, they will see some two-letter spellings. When the two letters are in the same square, they represent one sound. Split spellings are underlined. When students find a word in the word search, they say the sounds and read the word.

break day drain drake gate make pain
quaint shake steak sway tail train waist

d	r	ai	n	w	f	ay	d	l	g	<u>a</u>	t	<u>e</u>
n	b	w	ai	m	a	j	t	ai	n	ae	h	e
i	o	b	m	<u>a</u>	k	<u>e</u>	f	k	a	t	ai	l
m	a	p	e	r	d	w	b	ay	a	v	r	sh
ch	ai	k	b	r	ea	k	f	r	a	p	ai	n
t	r	v	ay	d	r	b	r	ai	c	s	t	ai
d	r	q	u	ai	n	t	a	w	ai	s	t	d
d	r	<u>a</u>	k	<u>e</u>	f	w	d	ai	n	r	a	n
q	u	ai	p	f	r	t	r	ai	n	f	i	b
a	f	d	ay	r	sh	ai	f	g	ai	z	j	r
f	e	d	a	j	h	ai	p	a	j	a	z	e
sh	w	s	t	ea	k	s	t	i	p	d	r	o
s	w	ay	f	o	j	e	t	a	g	o	w	z
ay	s	g	a	f	e	sh	ay	b	sh	<u>a</u>	k	<u>e</u>